

Signify Classified - Internal
Cooper Lighting Solutions Photometric Lab
1121 Highway 74 South
Peachtree City, GA 30269



Scaled data based on original data using
LM-79-08 Approved Method: Electrical and Photometric Measurements of Solid-
State Lighting Products

Test Report Prepared for
Cooper Lighting Solutions
(formerly Eaton)

Brand: INVUE

Report Number: P868818

Luminaire Tested: **EMM2-HSN-SA2A-740-U-T2R**

Issue Date: 08/22/2024

Test Information

Test Method: LM-79-08
Report Number: P868818
Test Lab: INNOVATION CENTER(G3)
Issue Date: 08/22/2024
Manufacturer: COOPER LIGHTING SOLUTIONS (FORMERLY EATON)
Product Line: INVUE
Catalog Number: EMM2-HSN-SA2A-740-U-T2R
Description: EPIC MODERN SHORT HOUSING DISCRETE LED ARRAYS 70W 70CRI 4000K
FITXURE w/ TYPE II ROADWAY DISTRIBUTION OPTIC
Light Source: (20) 4000K CCT, 70 CRI LEDS
Ballast/Driver: ELECTRONIC DRIVER

Summary

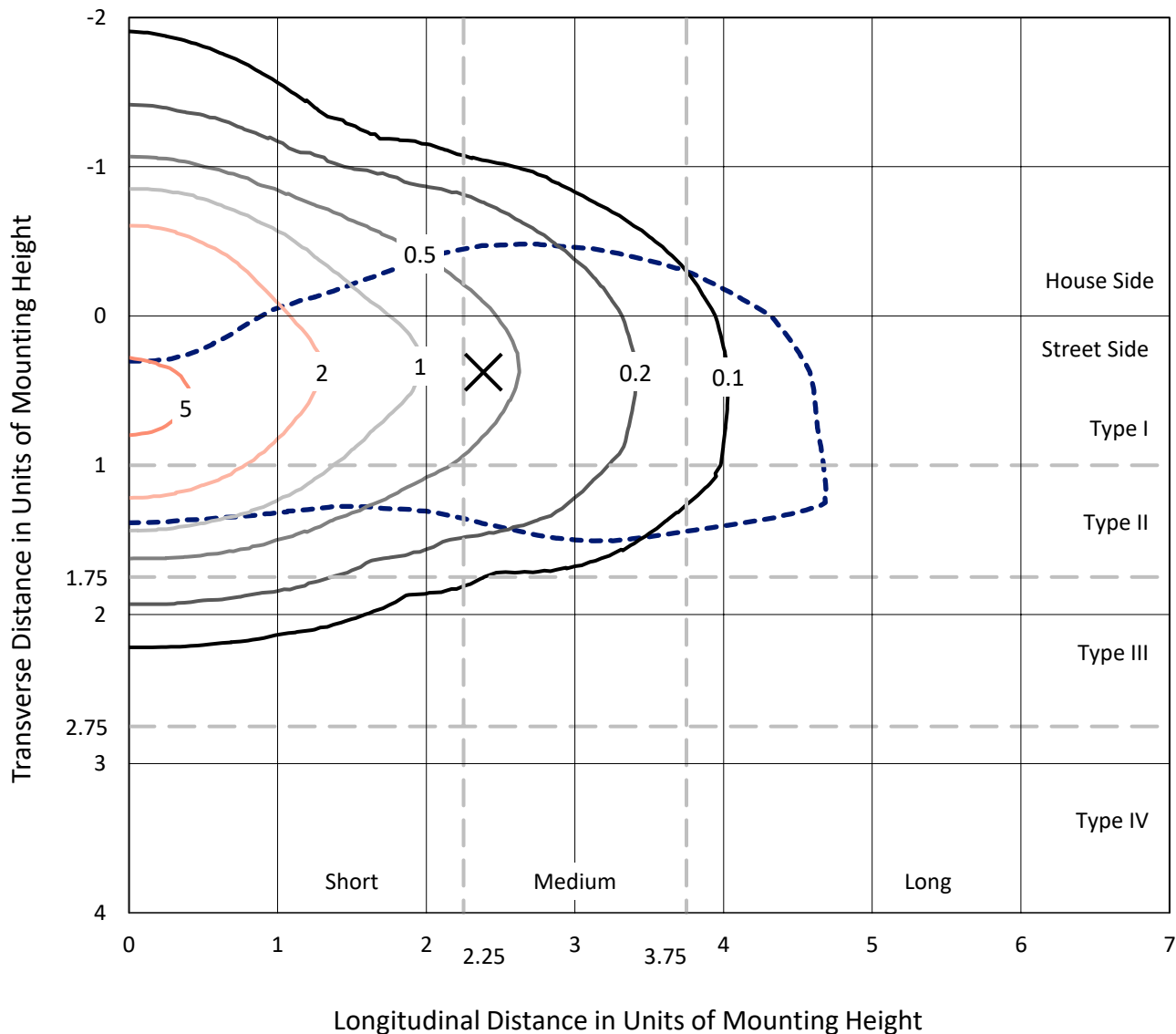
Lumens per Lamp: N/A
Luminaire Lumens: 9392.6 lumens
Efficiency: N/A
Efficacy: 154.0 lumens/watt
Luminous Opening: Rectangular (W 0.67' x L: 0.33' x H: 0')
IES Classification: Type II - Medium
BUG Rating: B2 - U0 - G2

Input Watts (W): 61
Input Voltage (V): 120
Input Current (A_{in}): NR
Voltage Rise (V): NR
Power Factor: 0.99
Total Harmonic Distortion (THDi): 9.89%
Frequency (hertz): 60
Stabilization Time: NR
Operation Time: NR
Ambient Temperature (°C): NR
Test Distance: 24 FT

REPORT NUMBER: P868818
 CATALOG NUMBER: EMM2-HSN-SA2A-740-U-T2R

Iso-Footcandle Lines of Horizontal Illumination

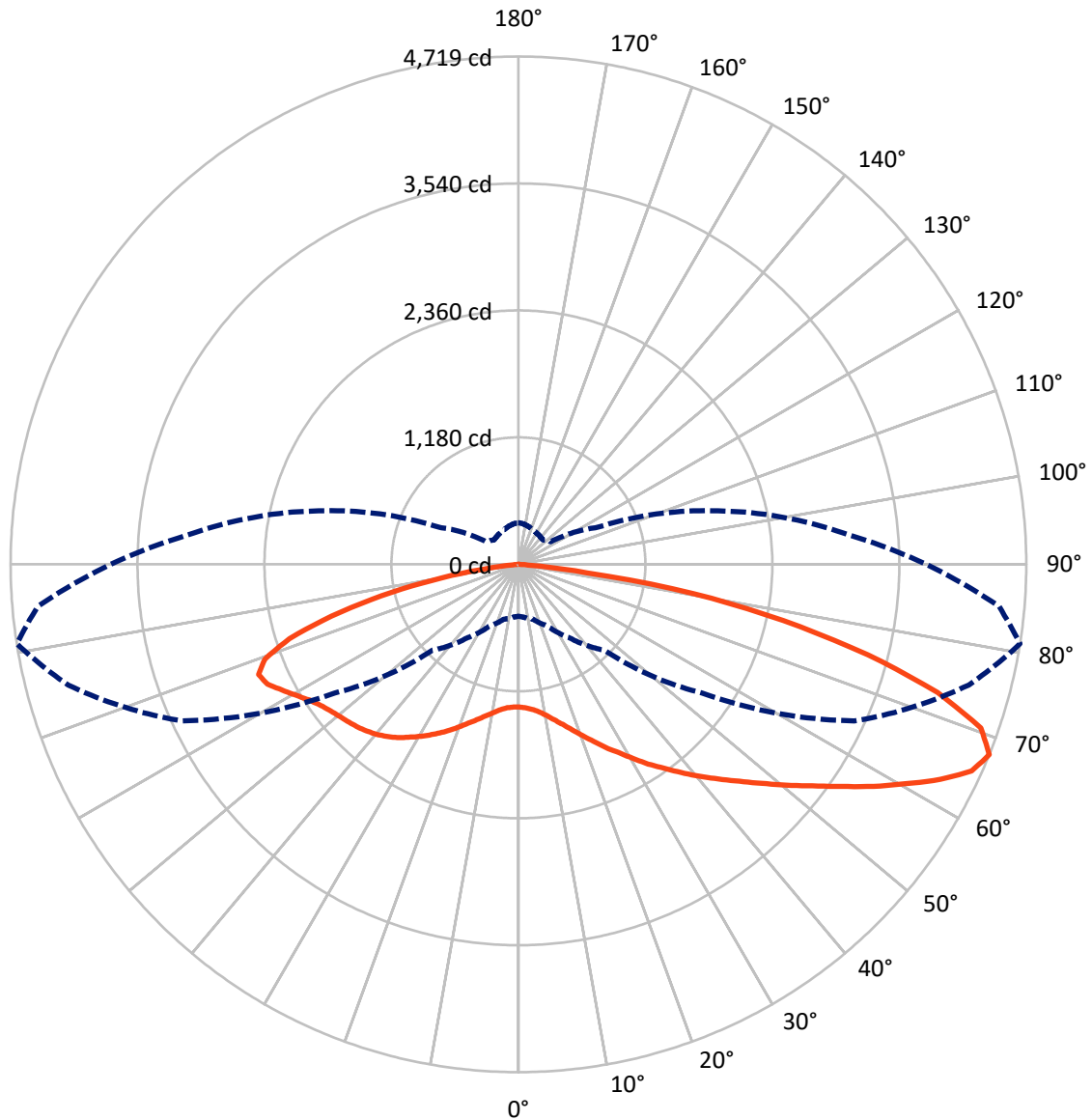
× Max cd
 - - - 1/2 Max cd



Based on 20 foot mounting height. Maximum calculated value = 6 fc
 Type II - Medium - N/A

REPORT NUMBER: P868818
CATALOG NUMBER: EMM2-HSN-SA2A-740-U-T2R

Luminous Intensity Polar Plot



— Vertical Plane Through 81-Deg Lateral - - - Horizontal Cone Through 67.5-Deg Vertical

REPORT NUMBER: P868818
 CATALOG NUMBER: EMM2-HSN-SA2A-740-U-T2R

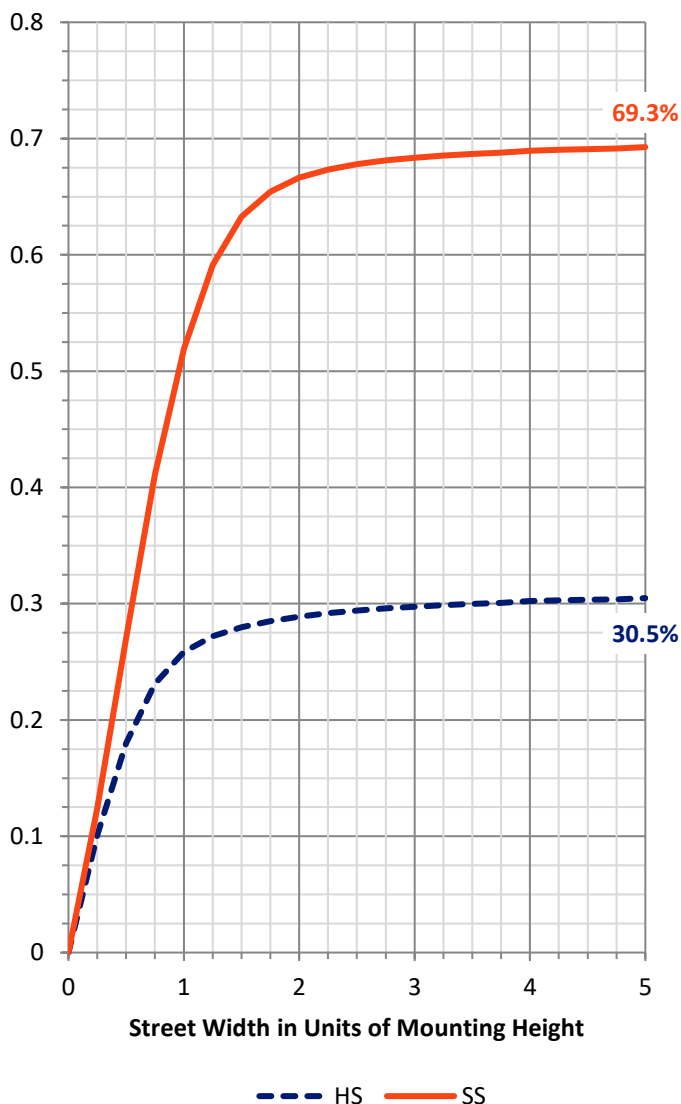
FLUX DISTRIBUTION:

		Downward	Upward	Total
House Side	Lumens	2878.1	0.0	2878.1
	% Fixture	30.6	0.0	30.6
Street Side	Lumens	6514.5	0.0	6514.5
	% Fixture	69.4	0.0	69.4
Total	Lumens	9392.6	0.0	9392.6
	% Fixture	100.0	0.0	100.0

Coefficient of Utilization

ZONAL LUMENS:

Zone	Lumens	% Fixture
0°-10°	135.2	1.4
10°-20°	480.0	5.1
20°-30°	956.1	10.2
30°-40°	1502.0	16.0
40°-50°	1862.7	19.8
50°-60°	1820.9	19.4
60°-70°	1531.3	16.3
70°-80°	973.0	10.4
80°-90°	131.3	1.4
90°-100°	0.0	0.0
100°-110°	0.0	0.0
110°-120°	0.0	0.0
120°-130°	0.0	0.0
130°-140°	0.0	0.0
140°-150°	0.0	0.0
150°-160°	0.0	0.0
160°-170°	0.0	0.0
170°-180°	0.0	0.0
0°-90°	9392.6	100.0
0°-180°	9392.6	100.0



REPORT NUMBER: P868818

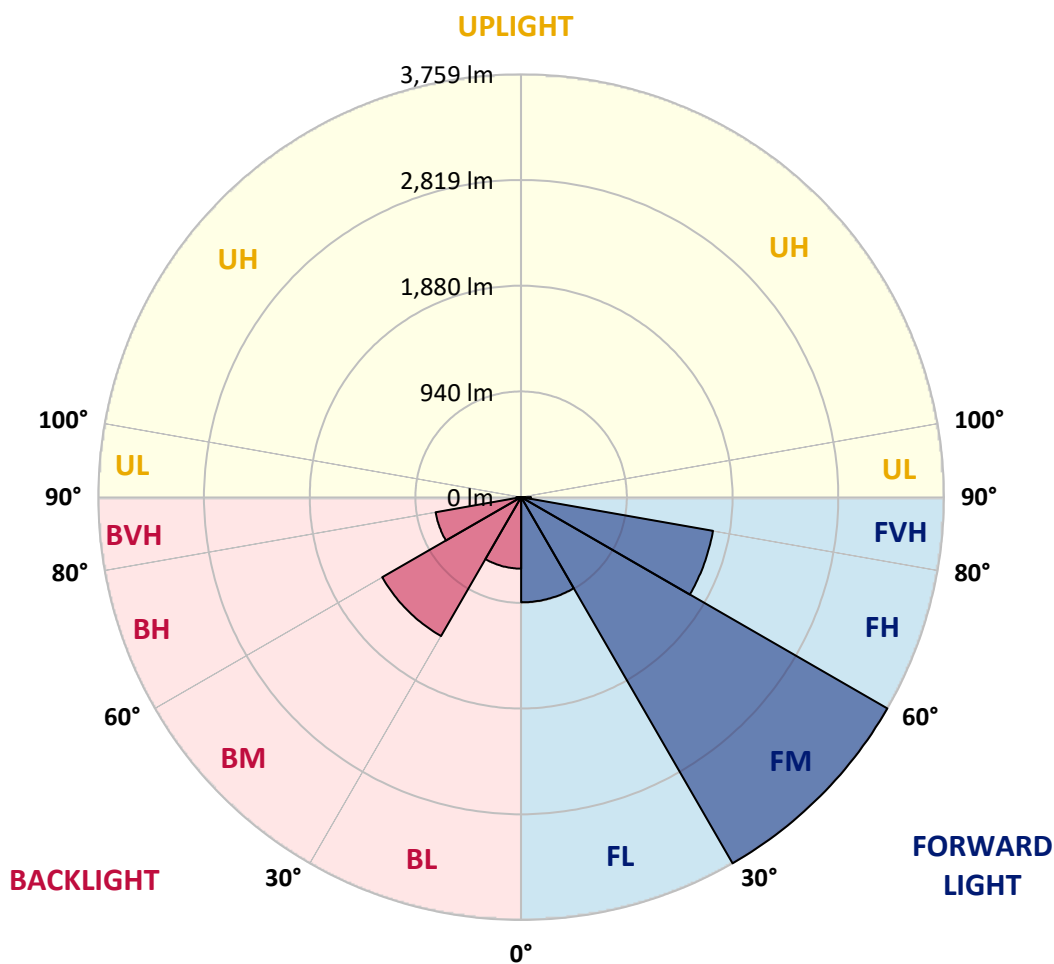
CATALOG NUMBER: EMM2-HSN-SA2A-740-U-T2R

LUMINAIRE CLASSIFICATION SYSTEM LUMEN TABLE AND BUG RATING:

Zone	Lumens	% Fixture	Zone Rating/Lumen Limit		
			B	U	G
FL (0°-30°)	935.6	10.0			
FM (30°-60°)	3759.2	40.0			
FH (60°-80°)	1731.7	18.4			G1/1800
FVH (80°-90°)	88.0	0.9			G1/100
BL (0°-30°)	635.7	6.8	B2/1000		
BM (30°-60°)	1426.5	15.2	B2/2500		
BH (60°-80°)	772.6	8.2	B2/1000		G2/1000
BVH (80°-90°)	43.3	0.5			G1/100
UL (90°-100°)	0.0	0.0		U0/0	
UH (100°-180°)	0.0	0.0		U0/0	

BUG Rating: B2-U0-G2

Type II Medium





REPORT NUMBER: P868818

CATALOG NUMBER: EMM2-HSN-SA2A-740-U-T2R

CANDELA DISTRIBUTION (FULL):

	0°	5°	15°	25°	35°	45°	55°	65°	75°	81°	85°
0°	1326.1	1326.1	1326.1	1326.1	1326.1	1326.1	1326.1	1326.1	1326.1	1326.1	1326.1
2.5°	1372.6	1370.8	1370.8	1355.9	1355.9	1352.1	1354.0	1342.8	1337.2	1335.4	1333.5
5°	1471.3	1471.3	1460.2	1450.8	1432.2	1415.5	1400.6	1378.2	1361.5	1354.0	1348.4
7.5°	1620.3	1609.2	1605.4	1577.5	1538.4	1504.9	1475.1	1426.6	1395.0	1383.8	1376.4
10°	1802.9	1788.0	1760.0	1728.4	1678.1	1627.8	1568.2	1503.0	1450.8	1428.5	1419.2
12.5°	1991.0	1970.5	1931.4	1901.6	1836.4	1760.0	1676.2	1586.8	1514.2	1482.5	1465.7
15°	2197.7	2186.5	2140.0	2080.4	2004.0	1896.0	1791.7	1681.8	1588.7	1544.0	1516.0
17.5°	2421.2	2404.4	2354.1	2281.5	2173.5	2045.0	1923.9	1782.4	1674.3	1616.6	1584.9
20°	2641.0	2637.2	2562.7	2493.8	2367.2	2207.0	2050.6	1901.6	1765.6	1698.6	1657.6
22.5°	2886.8	2862.6	2797.4	2700.6	2549.7	2402.6	2218.2	2024.5	1864.3	1786.1	1739.5
25°	3142.0	3140.1	3060.0	2940.8	2763.9	2577.6	2378.3	2164.2	1981.6	1886.7	1825.2
27.5°	3458.6	3434.4	3331.9	3196.0	2991.1	2776.9	2546.0	2309.4	2093.4	1979.8	1905.3
30°	3736.1	3728.6	3613.2	3460.4	3231.4	2976.2	2726.6	2473.3	2225.6	2091.5	2009.6
32.5°	3961.4	3952.1	3853.4	3700.7	3454.8	3190.4	2903.6	2627.9	2357.9	2212.6	2104.6
35°	4149.5	4134.6	4032.2	3879.5	3667.2	3399.0	3093.5	2790.0	2503.1	2326.2	2223.8
37.5°	4224.0	4211.0	4127.2	4000.5	3805.0	3559.1	3264.9	2968.7	2648.4	2454.7	2339.2
40°	4196.1	4188.7	4129.1	4041.5	3892.5	3687.7	3428.8	3155.0	2812.3	2590.7	2452.8
42.5°	4063.9	4063.9	4026.6	3981.9	3907.4	3760.3	3574.0	3333.8	2970.6	2726.6	2560.9
45°	3877.6	3870.2	3857.1	3840.4	3829.2	3773.3	3669.0	3488.4	3145.7	2875.6	2691.2
47.5°	3629.9	3635.5	3626.2	3633.6	3680.2	3715.6	3710.0	3631.8	3324.5	3039.5	2819.7
50°	3240.7	3266.7	3296.5	3384.1	3479.1	3577.8	3669.0	3734.2	3534.9	3225.8	2968.7
52.5°	2758.3	2769.5	2849.5	3056.3	3259.3	3389.7	3562.9	3780.8	3721.2	3419.5	3143.8
55°	2164.2	2184.7	2305.7	2598.1	2959.4	3209.0	3412.0	3760.3	3911.1	3641.1	3348.7
57.5°	1551.4	1564.5	1758.2	2059.9	2531.1	2950.1	3240.7	3678.3	4063.9	3892.5	3559.1
60°	1102.6	1126.8	1251.6	1545.8	1998.4	2592.5	3084.2	3559.1	4205.4	4138.4	3834.8
62.5°	813.9	826.9	914.5	1128.6	1501.1	2104.6	2881.2	3471.6	4298.5	4402.8	4110.4
65°	612.7	618.3	677.9	825.1	1123.1	1551.4	2560.9	3454.8	4350.7	4628.2	4354.4
67.5°	482.4	491.7	528.9	629.5	836.2	1128.6	2085.9	3443.7	4332.1	4719.4	4482.9
70°	406.0	407.9	435.8	491.7	625.8	812.0	1558.9	3276.0	4227.8	4559.3	4363.7
72.5°	352.0	352.0	365.0	409.7	502.9	614.6	1061.6	2875.6	3963.3	4073.2	3950.3
75°	285.0	283.1	305.4	348.3	404.2	473.1	713.3	2177.2	3408.3	3352.4	3251.8
77.5°	247.7	245.8	264.5	301.7	333.4	378.1	488.0	1413.6	2681.9	2514.3	2451.0
80°	212.3	206.7	221.6	257.0	273.8	294.3	337.1	823.2	1752.6	1648.3	1571.9
82.5°	160.2	147.1	143.4	173.2	184.4	171.3	171.3	288.7	637.0	642.5	594.1
85°	13.0	14.9	18.6	22.3	31.7	35.4	37.2	61.5	95.0	91.3	93.1
87.5°	1.9	1.9	1.9	3.7	3.7	5.6	5.6	5.6	7.4	7.4	7.4
90°	0.0	0.0	0.0	0.0	0.0	0.0	0.0	0.0	0.0	0.0	0.0



REPORT NUMBER: P868818

CATALOG NUMBER: EMM2-HSN-SA2A-740-U-T2R

CANDELA DISTRIBUTION (continued):

	90°	95°	105°	115°	125°	135°	145°	155°	165°	175°	180°
0°	1326.1	1326.1	1326.1	1326.1	1326.1	1326.1	1326.1	1326.1	1326.1	1326.1	1326.1
2.5°	1331.7	1327.9	1324.2	1324.2	1324.2	1320.5	1318.6	1318.6	1316.8	1311.2	1309.3
5°	1344.7	1339.1	1333.5	1333.5	1333.5	1331.7	1329.8	1331.7	1329.8	1324.2	1322.3
7.5°	1370.8	1363.3	1355.9	1355.9	1359.6	1357.7	1357.7	1359.6	1357.7	1352.1	1350.3
10°	1408.0	1396.8	1393.1	1393.1	1396.8	1395.0	1393.1	1393.1	1391.3	1381.9	1385.7
12.5°	1449.0	1437.8	1434.1	1435.9	1434.1	1430.4	1432.2	1426.6	1424.8	1409.9	1408.0
15°	1501.1	1488.1	1480.6	1482.5	1476.9	1469.5	1462.0	1458.3	1450.8	1437.8	1434.1
17.5°	1560.7	1540.2	1530.9	1530.9	1519.8	1504.9	1493.7	1482.5	1471.3	1456.4	1452.7
20°	1618.5	1599.8	1584.9	1581.2	1558.9	1534.7	1514.2	1495.5	1482.5	1465.7	1462.0
22.5°	1691.1	1665.0	1644.5	1627.8	1594.3	1555.1	1523.5	1497.4	1478.8	1460.2	1454.6
25°	1767.5	1730.2	1696.7	1665.0	1618.5	1562.6	1517.9	1480.6	1456.4	1435.9	1432.2
27.5°	1843.8	1795.4	1747.0	1696.7	1625.9	1553.3	1490.0	1445.3	1413.6	1387.5	1383.8
30°	1925.8	1866.2	1789.8	1717.2	1624.1	1529.1	1449.0	1385.7	1348.4	1318.6	1314.9
32.5°	2009.6	1935.1	1830.8	1732.1	1614.7	1493.7	1389.4	1322.3	1275.8	1242.3	1232.9
35°	2102.7	2011.4	1868.0	1737.7	1588.7	1441.5	1326.1	1242.3	1188.2	1154.7	1147.3
37.5°	2197.7	2082.2	1892.2	1733.9	1551.4	1380.1	1244.1	1158.4	1095.1	1048.6	1041.1
40°	2294.5	2147.4	1907.1	1715.3	1499.3	1303.7	1167.8	1063.5	972.2	929.4	908.9
42.5°	2383.9	2207.0	1914.6	1689.2	1441.5	1223.6	1067.2	931.2	845.6	799.0	808.3
45°	2477.1	2262.9	1916.5	1657.6	1365.2	1121.2	940.5	813.9	728.2	692.8	689.1
47.5°	2557.1	2309.4	1912.7	1612.9	1279.5	1003.9	808.3	687.2	623.9	590.4	586.7
50°	2663.3	2361.6	1907.1	1560.7	1167.8	869.8	685.4	586.7	528.9	502.9	501.0
52.5°	2769.5	2419.3	1903.4	1488.1	1050.4	743.1	573.6	495.4	456.3	443.3	439.5
55°	2909.1	2490.1	1905.3	1404.3	916.3	612.7	486.1	432.1	411.6	406.0	406.0
57.5°	3069.3	2581.4	1916.5	1311.2	776.6	506.6	422.8	398.6	396.7	400.4	402.3
60°	3263.0	2702.4	1938.8	1214.3	648.1	428.4	385.5	383.7	389.3	402.3	406.0
62.5°	3480.9	2834.6	1966.7	1087.7	525.2	376.2	365.0	372.5	379.9	394.8	396.7
65°	3672.8	2983.6	1983.5	966.6	439.5	346.4	352.0	355.7	374.4	394.8	394.8
67.5°	3788.2	3091.7	1920.2	813.9	366.9	320.3	331.5	342.7	363.2	381.8	385.5
70°	3749.1	3056.3	1704.1	631.4	311.0	296.1	309.2	325.9	346.4	368.8	379.9
72.5°	3477.2	2804.9	1383.8	460.0	270.1	273.8	290.5	312.9	331.5	355.7	370.6
75°	2907.3	2341.1	998.3	331.5	236.5	251.4	277.5	296.1	309.2	314.8	316.6
77.5°	2207.0	1720.9	679.8	247.7	204.9	225.4	253.3	273.8	277.5	281.2	285.0
80°	1441.5	1095.1	383.7	173.2	156.4	184.4	206.7	229.1	221.6	232.8	236.5
82.5°	609.0	478.6	175.1	85.7	72.6	78.2	83.8	74.5	68.9	68.9	59.6
85°	80.1	61.5	26.1	11.2	9.3	5.6	5.6	5.6	3.7	3.7	3.7
87.5°	7.4	7.4	5.6	5.6	3.7	3.7	1.9	3.7	1.9	1.9	1.9
90°	0.0	0.0	0.0	0.0	0.0	0.0	0.0	0.0	0.0	0.0	0.0

LM-79-2019: Approved Method: Electrical and Photometric Measurements of Solid-State Lighting Products

Report Prepared for

Cooper Lighting Solutions

Streetworks

Report Number: SP1-2407-157-5

Test Date: 08/07/2024

Luminaire Tested: MEM2-HTN-SA-40-740-U-5WQ-2

Data in this report applies to families of products including MEM2-HTN-SA-40-740-U-5WQ-2

Test Information

Test Method: LM-79-2019
 Report Number: SP1-2407-157-5
 Test Lab: COOPER LIGHTING SOLUTIONS
 Photometer: SP1 - 76IN SPHERE
 Measurement Geometry: 4π
 Issue Date: 08/20/2024
 Manufacturer: COOPER LIGHTING SOLUTIONS
 Product Line: Streetworks
 Catalog Number: **MEM2-HTN-SA-40-740-U-5WQ-2**
 Description: Epic Modern Light Square 40W 5WQ Optic and Flare Trim

Spectral Parameters

CCT (K): 3915
 CIE u': 0.2262
 CIE v': 0.5044
 Duv: 0.0010
 CIE x: 0.3850
 CIE y: 0.3816
 CIE z: 0.2334
 Peak Wavelength (nm): 449
 Dominant Wavelength (nm): 578
 Purity: 30.05482
 Rf: 73.2
 Rg: 93.9

CRI (Ra):	71.0		
R1:	67.6	R9:	-38.4
R2:	78.3	R10:	48.9
R3:	87.1	R11:	65.3
R4:	69.7	R12:	40.4
R5:	67.4	R13:	69.3
R6:	69.3	R14:	92.6
R7:	79.7	R15:	59.9
R8:	48.7		



Test Conditions

Stabilization Time: 21M
 Operation Time: 1H 21M
 Sphere Temperature (°C): 24.2

REPORT NUMBER: SP1-2407-157-5

Measurement and Test Equipment			
Instrument	Identification Number	Calibration Date	Calibration Due Date
Photometer	IN0058	6/18/2024	12/18/2024
Power Meter	INXT2011004	2/8/2024	2/8/2025
AC Power Source	IN0063	10/24/2023	10/24/2024
DC Power Source	IN0208	10/24/2023	10/24/2024
Sphere Thermometer	IN0085	10/24/2023	10/24/2024
Room Thermometer	IN0046	10/24/2023	10/24/2024

REPORT NUMBER: SP1-2407-157-5

CIE 1931 Chromaticity Diagram



CIE 1931 Chromaticity Diagram with 2017 ANSI 7-Step and 4-Step Quadrangles



Point lies inside the ANSI 4000K 4-step quadrangle

REPORT NUMBER: SP1-2407-157-5

Photopic Flux vs. Wavelength



Photopic Lumens: NR

λ (nm)	Power W [^] /nm	Lumens (φ/nm)	λ (nm)	Power W [^] /nm	Lumens (φ/nm)	λ (nm)	Power W [^] /nm	Lumens (φ/nm)	λ (nm)	Power W [^] /nm	Lumens (φ/nm)	λ (nm)	Power W [^] /nm	Lumens (φ/nm)
360	0	NR	490	112	NR	620	618	NR	750	15	NR	880	0	NR
365	0	NR	495	153	NR	625	563	NR	755	13	NR	885	0	NR
370	0	NR	500	216	NR	630	510	NR	760	11	NR	890	0	NR
375	0	NR	505	291	NR	635	456	NR	765	9	NR	895	0	NR
380	0	NR	510	366	NR	640	407	NR	770	8	NR	900	0	NR
385	0	NR	515	436	NR	645	359	NR	775	7	NR	905	0	NR
390	0	NR	520	492	NR	650	316	NR	780	6	NR	910	0	NR
395	2	NR	525	536	NR	655	277	NR	785	5	NR	915	0	NR
400	4	NR	530	567	NR	660	240	NR	790	4	NR	920	0	NR
405	7	NR	535	596	NR	665	208	NR	795	4	NR	925	0	NR
410	12	NR	540	619	NR	670	179	NR	800	3	NR	930	0	NR
415	25	NR	545	644	NR	675	154	NR	805	3	NR	935	0	NR
420	51	NR	550	671	NR	680	133	NR	810	3	NR	940	0	NR
425	100	NR	555	701	NR	685	114	NR	815	2	NR	945	0	NR
430	180	NR	560	735	NR	690	98	NR	820	2	NR	950	0	NR
435	315	NR	565	768	NR	695	83	NR	825	2	NR	955	0	NR
440	514	NR	570	798	NR	700	71	NR	830	1	NR	960	0	NR
445	828	NR	575	825	NR	705	61	NR	835	1	NR	965	0	NR
450	992	NR	580	843	NR	710	52	NR	840	1	NR	970	0	NR
455	652	NR	585	848	NR	715	44	NR	845	1	NR	975	0	NR
460	382	NR	590	844	NR	720	38	NR	850	1	NR	980	0	NR
465	282	NR	595	826	NR	725	32	NR	855	1	NR	985	0	NR
470	180	NR	600	800	NR	730	28	NR	860	1	NR	990	0	NR
475	119	NR	605	762	NR	735	24	NR	865	1	NR	995	0	NR
480	101	NR	610	719	NR	740	20	NR	870	1	NR	1000	0	NR
485	98	NR	615	669	NR	745	17	NR	875	0	NR			

REPORT NUMBER: SP1-2407-157-5

Scotopic Flux vs. Wavelength



Scotopic Lumens: NR

S/P: 1.49

λ (nm)	Power W [^] /nm	Lumens (φ/nm)	λ (nm)	Power W [^] /nm	Lumens (φ/nm)	λ (nm)	Power W [^] /nm	Lumens (φ/nm)	λ (nm)	Power W [^] /nm	Lumens (φ/nm)	λ (nm)	Power W [^] /nm	Lumens (φ/nm)
360	0	NR	490	112	NR	620	618	NR	750	15	NR	880	0	NR
365	0	NR	495	153	NR	625	563	NR	755	13	NR	885	0	NR
370	0	NR	500	216	NR	630	510	NR	760	11	NR	890	0	NR
375	0	NR	505	291	NR	635	456	NR	765	9	NR	895	0	NR
380	0	NR	510	366	NR	640	407	NR	770	8	NR	900	0	NR
385	0	NR	515	436	NR	645	359	NR	775	7	NR	905	0	NR
390	0	NR	520	492	NR	650	316	NR	780	6	NR	910	0	NR
395	2	NR	525	536	NR	655	277	NR	785	5	NR	915	0	NR
400	4	NR	530	567	NR	660	240	NR	790	4	NR	920	0	NR
405	7	NR	535	596	NR	665	208	NR	795	4	NR	925	0	NR
410	12	NR	540	619	NR	670	179	NR	800	3	NR	930	0	NR
415	25	NR	545	644	NR	675	154	NR	805	3	NR	935	0	NR
420	51	NR	550	671	NR	680	133	NR	810	3	NR	940	0	NR
425	100	NR	555	701	NR	685	114	NR	815	2	NR	945	0	NR
430	180	NR	560	735	NR	690	98	NR	820	2	NR	950	0	NR
435	315	NR	565	768	NR	695	83	NR	825	2	NR	955	0	NR
440	514	NR	570	798	NR	700	71	NR	830	1	NR	960	0	NR
445	828	NR	575	825	NR	705	61	NR	835	1	NR	965	0	NR
450	992	NR	580	843	NR	710	52	NR	840	1	NR	970	0	NR
455	652	NR	585	848	NR	715	44	NR	845	1	NR	975	0	NR
460	382	NR	590	844	NR	720	38	NR	850	1	NR	980	0	NR
465	282	NR	595	826	NR	725	32	NR	855	1	NR	985	0	NR
470	180	NR	600	800	NR	730	28	NR	860	1	NR	990	0	NR
475	119	NR	605	762	NR	735	24	NR	865	1	NR	995	0	NR
480	101	NR	610	719	NR	740	20	NR	870	1	NR	1000	0	NR
485	98	NR	615	669	NR	745	17	NR	875	0	NR			

REPORT NUMBER: SP1-2407-157-5

Melanopic Flux vs. Wavelength



Melanopic Lumens: NR

M/P: 2.88

λ (nm)	Power W [^] /nm	Lumens (φ/nm)	λ (nm)	Power W [^] /nm	Lumens (φ/nm)	λ (nm)	Power W [^] /nm	Lumens (φ/nm)	λ (nm)	Power W [^] /nm	Lumens (φ/nm)	λ (nm)	Power W [^] /nm	Lumens (φ/nm)
360	0	NR	490	112	NR	620	618	NR	750	15	NR	880	0	NR
365	0	NR	495	153	NR	625	563	NR	755	13	NR	885	0	NR
370	0	NR	500	216	NR	630	510	NR	760	11	NR	890	0	NR
375	0	NR	505	291	NR	635	456	NR	765	9	NR	895	0	NR
380	0	NR	510	366	NR	640	407	NR	770	8	NR	900	0	NR
385	0	NR	515	436	NR	645	359	NR	775	7	NR	905	0	NR
390	0	NR	520	492	NR	650	316	NR	780	6	NR	910	0	NR
395	2	NR	525	536	NR	655	277	NR	785	5	NR	915	0	NR
400	4	NR	530	567	NR	660	240	NR	790	4	NR	920	0	NR
405	7	NR	535	596	NR	665	208	NR	795	4	NR	925	0	NR
410	12	NR	540	619	NR	670	179	NR	800	3	NR	930	0	NR
415	25	NR	545	644	NR	675	154	NR	805	3	NR	935	0	NR
420	51	NR	550	671	NR	680	133	NR	810	3	NR	940	0	NR
425	100	NR	555	701	NR	685	114	NR	815	2	NR	945	0	NR
430	180	NR	560	735	NR	690	98	NR	820	2	NR	950	0	NR
435	315	NR	565	768	NR	695	83	NR	825	2	NR	955	0	NR
440	514	NR	570	798	NR	700	71	NR	830	1	NR	960	0	NR
445	828	NR	575	825	NR	705	61	NR	835	1	NR	965	0	NR
450	992	NR	580	843	NR	710	52	NR	840	1	NR	970	0	NR
455	652	NR	585	848	NR	715	44	NR	845	1	NR	975	0	NR
460	382	NR	590	844	NR	720	38	NR	850	1	NR	980	0	NR
465	282	NR	595	826	NR	725	32	NR	855	1	NR	985	0	NR
470	180	NR	600	800	NR	730	28	NR	860	1	NR	990	0	NR
475	119	NR	605	762	NR	735	24	NR	865	1	NR	995	0	NR
480	101	NR	610	719	NR	740	20	NR	870	1	NR	1000	0	NR
485	98	NR	615	669	NR	745	17	NR	875	0	NR			

Summary

$R_f = 73.2$
 $R_g = 93.9$
 $CIE R_a = 71.0$
 $R_g = -38.4$



Color Vector Graphics



Individual Sample Fidelity Index ($R_{f,i}$)

CES01 = 85	CES26 = 61	CES51 = 88	CES76 = 50
CES02 = 61	CES27 = 88	CES52 = 87	CES77 = 69
CES03 = 30	CES28 = 81	CES53 = 77	CES78 = 53
CES04 = 70	CES29 = 65	CES54 = 84	CES79 = 81
CES05 = 47	CES30 = 81	CES55 = 83	CES80 = 78
CES06 = 50	CES31 = 69	CES56 = 73	CES81 = 77
CES07 = 40	CES32 = 60	CES57 = 72	CES82 = 91
CES08 = 39	CES33 = 76	CES58 = 73	CES83 = 89
CES09 = 29	CES34 = 70	CES59 = 85	CES84 = 86
CES10 = 74	CES35 = 83	CES60 = 89	CES85 = 77
CES11 = 57	CES36 = 91	CES61 = 81	CES86 = 71
CES12 = 63	CES37 = 79	CES62 = 85	CES87 = 76
CES13 = 42	CES38 = 92	CES63 = 72	CES88 = 80
CES14 = 74	CES39 = 96	CES64 = 64	CES89 = 70
CES15 = 71	CES40 = 91	CES65 = 61	CES90 = 79
CES16 = 46	CES41 = 93	CES66 = 57	CES91 = 74
CES17 = 49	CES42 = 80	CES67 = 54	CES92 = 57
CES18 = 56	CES43 = 76	CES68 = 63	CES93 = 74
CES19 = 72	CES44 = 99	CES69 = 73	CES94 = 51
CES20 = 65	CES45 = 85	CES70 = 55	CES95 = 65
CES21 = 86	CES46 = 82	CES71 = 48	CES96 = 76
CES22 = 78	CES47 = 86	CES72 = 83	CES97 = 84
CES23 = 92	CES48 = 77	CES73 = 45	CES98 = 75
CES24 = 91	CES49 = 80	CES74 = 93	CES99 = 62
CES25 = 72	CES50 = 88	CES75 = 51	



Color Rendition by Hue-Angle Bin



Measure Comparisons



(END OF REPORT)